

To upgrade a G-Technology 2 port mini-SAS card to support the G-SPEED eS PRO 12TB model, please follow the steps below.

For Mac and Windows Operating Systems the same process steps are used. Mac OS screenshots appear below.

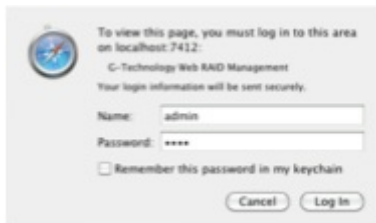
1. Please [download](#) the firmware files, "Enclosure Firmware Update" and "Mini-SAS Controller Firmware Update", to either your Desktop on Mac OS or your Desktop in Windows OS. Once downloaded, **unzip** the files and remember where you saved these files as you will be selecting them in later steps.

Note: Some operating systems will automatically download the file to your systems downloads folder, this is common in Mac OS and Windows 7.

2. Open a web browser and enter the following address: **http://localhost:7412**
3. When the below screen appears, fill in the details as:

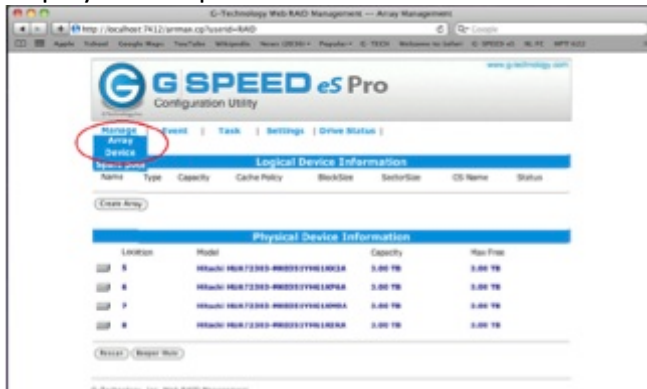
Name: **admin**

Password: **0000**



Select the **Log In** button

4. Once the G-SPEED eS Pro Configuration Utility screen appears, select the **Manage** icon to display the drop down list and then select **Device**



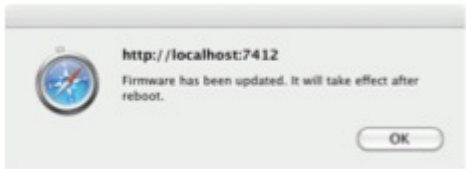
5. At the bottom of the page, under the **Update Firmware** section, select **Choose File** for Mac OS or **Browse** for Windows OS.



6. A file manager window will appear, now select the **rr4322-gtech.blf** file from the location you saved the file to and select **Open** then select the **Submit** button.



7. Select **OK** when the following window pops up.



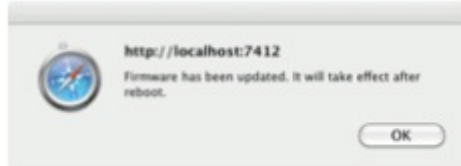
8. Now select the **Choose File** for Mac OS or **Browse** for Windows OS once again and select the **sas.4.10.3.0.blf** file from the location you saved the file to and select **Open** then select

the **Submit** button.

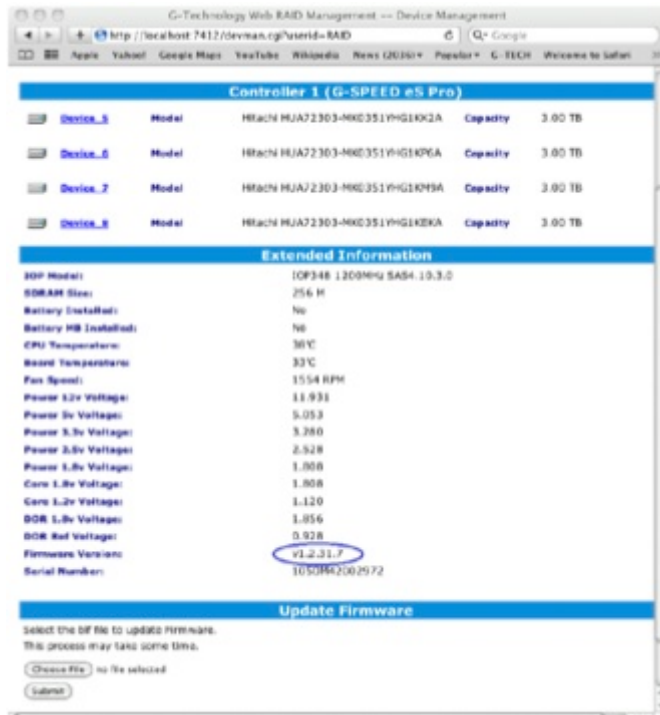


G-Technology, Inc. Web RAID Management

9. Select **OK** when the following window pops up.



10. In order for the firmware to take effect a system reboot is needed.



To verify the firmware update is complete, please follow steps 2-5 of this document. View the Firmware Version in the **Extended Information** section (second listing from the bottom). There you should see V1.2.31.7

If you do not see the correct firmware listing of V1.2.31.7 , please follow steps 2-10 again or contact G-Technology Support.